

WEDDINGTON PRIMARY SCHOOL



Issue 15

Monday 2nd December 2024

**SPECIAL
EDITION**

School Logo Competition

Aspiration



A big well done to the above children who came in the final 14 but unfortunately did not make the final shortlisting.

You should be so proud -Chloe, Cooper, Kira, Jacob, Evelyn, Ece, Delilah, Cara and Ellison!



Thank you to everyone who entered the School Logo Competition. As you know, the School Councillors raised the idea about creating a new logo that reflects the school's vision and values. After a lot of discussion, we shared we would and open this up to all of the school.

There were over 350 entries and it was amazing to see all of the creative ideas that our children came up with. Children in every class shortlisted the entries and eventually this number was reduced to 14.

School Councillors were then involved and further shortlisted this number to 5.



School Logo Competition


A big congratulations to Alice, Abby, Harry, Ava and Leo! These children's entries have made it to the **final 5 - WOW!**




The following pages have the children's entries with their own information on why they have created the school logo.

Please have a look as we would like our families and staff to **vote** for our **NEW LOGO!**

I am so proud to hear the reasons why these children have designed the logo - so much thought in making it personal to the school with a real meaning.



Leo - Entry 1
 My idea for the new school logo is of a castle as there used to be one in Weddington around 1491. It was demolished to make houses. This logo would be a good way to remember something historical and why we are called Weddington.. Instead of towers, I drew pencils to represent our school and I used the school colours.




Ava - Entry 2
 Heptagon - It has 7 points and sides to represent the seven values of our school - mindfulness, respect, aspiration, inspiration, perseverance, reflection and truth.
 Castle - Represents the historic Weddington Castle which once stood on the site of Castle Road/Sandon Park. The castle symbolises the school as we were named after this.
 Reading books - Represents the famous quote of reading, 'reading is the foundation of all learning and knowledge'. The books are underneath to show it as foundations of the castle.
 Wavy lines - Represents the River Anker which runs through Weddington.
 Flag - The flag of victory is to represent Weddy Graduates who are confident, curious and courageous learners.






Harry - Entry 3

My logo links to our vision to be curious, confident and courageous. It is made up of the Weddington hall/castle and the current pencil colours. I think my logo will be on a jumper/cardigan and t-shirt. I really like the other badge designs representing Weddington. I think my logo will replace the pencil and will be a trademark in Weddington history.



Abby - Entry 4

I have created my design to include the curious, courageous and confident values of our school, which is important to our lives here at Weddington. The colours are red, blue and yellow because I wanted to keep the three colours of our old logo (pencil). The book in my picture represents the learning we take part in during our time at school.



I have drawn the castle because before the school was built, there was a castle near the grounds called Weddington Castle and that is why we named our school Weddington Primary School.



Alice - Entry 5

My logo is a castle with children standing around it. This represents the history of Weddington castle, the friendships we make and being kind to each other. The school values are around the edge of the logo to remind us to be curious, courageous and confident.



Voting

Please look at the logo designs carefully with your child. We would like you to discuss which logo would be a suitable logo for our school. **Please look at the reasons each child has provided and vote for one design.** Each child that attends Weddington will have one vote. This will be a joint family vote as we would like families to be part of this.

Please discuss with your child that it is important to vote for the best design - appearance and the reasons for the design as opposed to choosing their 'friends'. Please do not share with others who you have voted for.

Links to the votes will be sent on MyEd. Any issues, please contact the office. We would like as many families to vote as possible.

You must fill in your child's name and class and **ONLY** one vote to be cast per child. Any extra votes for the same child will be discarded.

Staff and Governors will be asked to vote too.

The deadline for voting is by Friday 12pm (lunchtime). Winners will be announced in assembly.